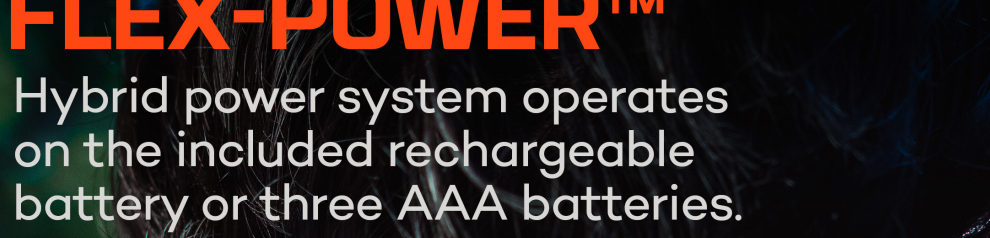


# NEBO®

## CURVBEAM™ 600 FLEX



The CurvBeam™ 600 Flex headlamp is designed for active users seeking an optimal blend of comfort, performance, and versatility to see near, far, and wide. The 180-degree floodlight and 500-lumen spotlight enhance your hands-free lighting experience beyond what traditional headlamp designs can offer.



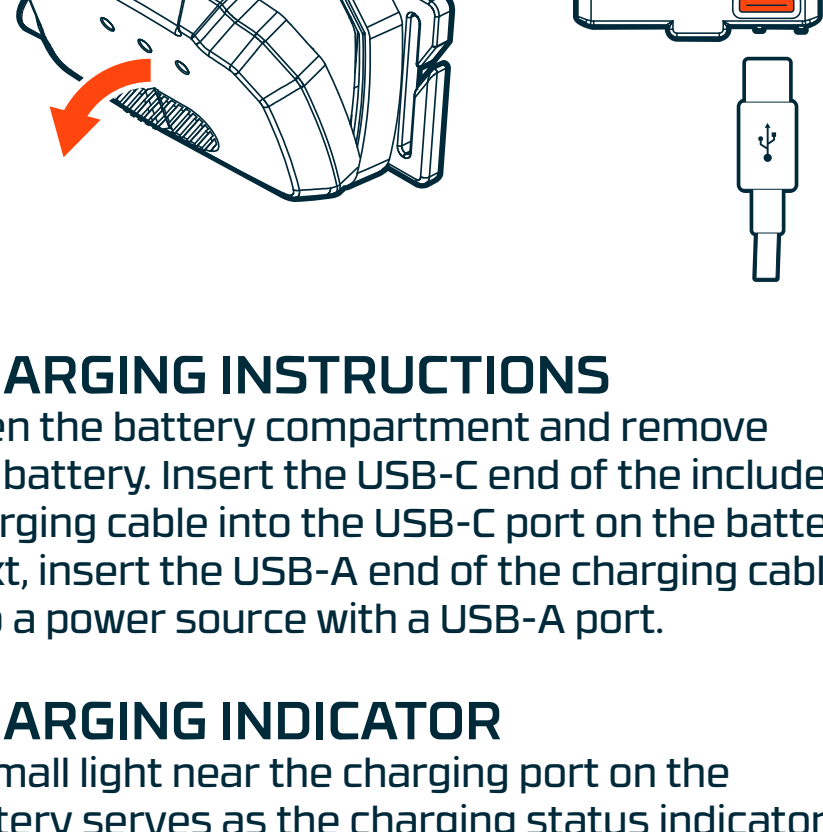
### FLEX-POWER™

Hybrid power system operates on the included rechargeable battery or three AAA batteries.

#### USB-C



#### USB-A



### CHARGING INSTRUCTIONS

Open the battery compartment and remove the battery. Insert the USB-C end of the included charging cable into the USB-C port on the battery. Next, insert the USB-A end of the charging cable into a power source with a USB-A port.

### CHARGING INDICATOR

A small light near the charging port on the battery serves as the charging status indicator.

- Solid Red: Charging
- Solid Green: Fully Charged

### ALKALINE BATTERY:

This light also runs off disposable alkaline batteries. To install the batteries, Open the battery compartment and replace the lithium-ion battery with (3) AAA alkaline batteries. Close the battery compartment.

DO NOT mix old and new batteries.

DO NOT mix alkaline, standard (carbon-zinc), or rechargeable (Ni-Cad, Ni-MH, etc.) batteries.

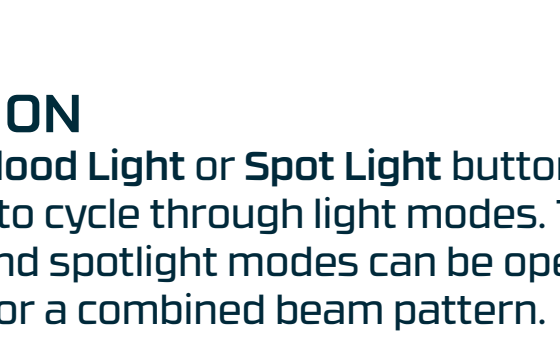
### POWER INDICATOR

This headlamp includes 3 Red LEDs on the battery cover that indicate the battery charge status (~33% with each LED that is lit). When only one LED is lit, use should be discontinued and the product should be recharged.



### CURVBEAM™ DESIGN

Optimal versatility to see near, far, and wide.



FLOOD LIGHT      SPOTLIGHT

### OPERATION

Press the Flood Light or Spot Light button repeatedly to cycle through light modes. The floodlight and spotlight modes can be operated in tandem for a combined beam pattern.

FLOOD LIGHT: HIGH > LOW > OFF

SPOT LIGHT: HIGH > MEDIUM > LOW > OFF

### DIRECT-TO-LOW

When the Flood Light or Spot Light button is pressed and held from off, the corresponding low mode is activated. If the button is pressed again within 8 seconds, the mode will cycle in reversed order.

### LITHIUM-ION BATTERY:

MODES	OUTPUT (Lumens)	RUN TIME (Hours)	BEAM DISTANCE (Meters/Yards)
SPOT HIGH	500	1.5	96 / 104
SPOT MED	150	5.5	53 / 57
SPOT LOW	30	10	23 / 25
180° HIGH	300	2	18 / 19
180° LOW	100	4	11 / 12
180° + SPOT	600	1.5	85 / 92

### ALKALINE BATTERIES:

MODES	OUTPUT (Lumens)	RUN TIME (Hours)	BEAM DISTANCE (Meters/Yards)
SPOT HIGH	400	3	86 / 94
SPOT MED	130	9	49 / 53
SPOT LOW	25	15	23 / 25
180° HIGH	220	4	17 / 18
180° LOW	80	8	8 / 8
180° + SPOT	420	2.5	72 / 78



### BACKBALANCE FIT™

The rear-positioned battery displaces weight for a more comfortable design with little to no bounce.

### PRODUCT GUARANTEE

If you experience a problem, please do not return to your local store. Contact our Customer Service team at 800-255-6061 or [NEBOLIGHTS.com](http://NEBOLIGHTS.com)

For more information, detailed video instructions, and warranty registration, visit [NEBOLIGHTS.com](http://NEBOLIGHTS.com)

